

Department of Electrical and Computer Engineering
The University of Texas at Austin

EE 306, Fall 2019

Yale Patt, Instructor

TAs: Sabee Grewal, Arjun Ramesh, Joseph Ryan, Chirag Sakhuja, Meiling Tang, Grace Zhuang

Exam 2, November 20, 2019

Name: Solution

Problem 1 (15 points): 15

Problem 2 (15 points): 15

Problem 3 (10 points): 10

Problem 4 (15 points): 15

Problem 5 (20 points): 20

Problem 6 (25 points): 25

Total (100 points): 100

amazing!

Note: Please be sure that your answers to all questions (and all supporting work that is required) are contained in the space provided.

Note: Please be sure your name is recorded on each sheet of the exam.

I will not cheat on this exam.

Signature

GOOD LUCK!

Name: _____

Problem 1. (15 points):

Part a. (5 points): How many of the 15 LC-3 instructions assert the LD.PC control signal during its instruction cycle? Explain in 10 words or fewer.

15, because LD.PC is asserted during fetch.

Part b. (5 points): Consider the following program written in LC-3 assembly language:

```
.ORIG x3000
LEA R0, LABEL    0
LD R1, LABEL     1
STI R0, LABEL    2
LDR R2, R1, #0   3
HALT             4
LABEL .FILL x4000 5
.END
```

The program is loaded into the LC-3 simulator, a breakpoint is set at x3004, and the program is run. What are the resulting values in R0, R1, and R2?

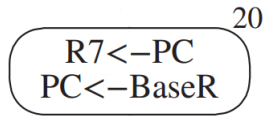
R0:

R1:

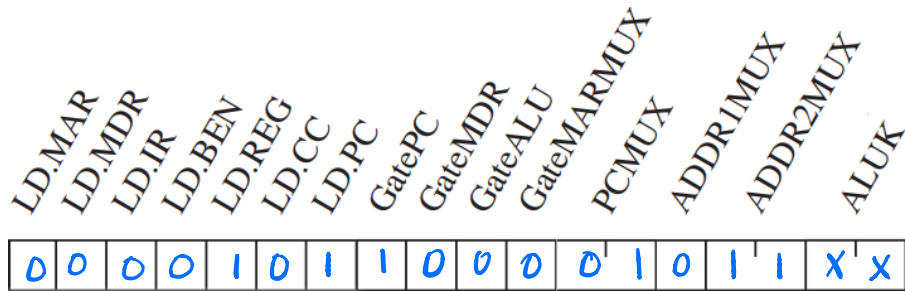
R2:

Name: _____

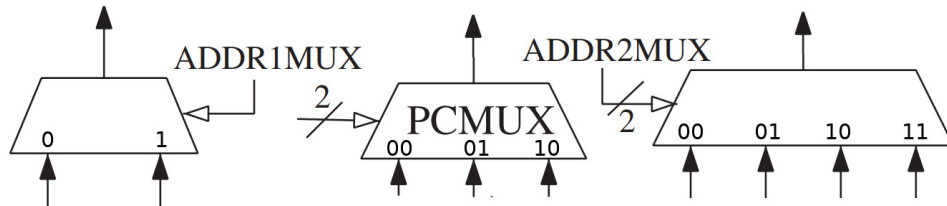
Part c. (5 points): State 20 of the LC-3 state machine is shown below.



Your Job: Fill in the output control signals for state 20. That is, fill in each control signal with 1, 0, or X depending on whether the corresponding control signal must be 1, 0, or you don't care.



We have provided information below about some of the muxes that you might find helpful. ALUK works as follows: 00 is ADD, 01 is AND, 10 is NOT, and 11 is PASSA.



Name: _____

Problem 2. (15 points):

Part a. (7 points): Consider the following program written in LC-3 assembly language:

```
                .ORIG x3000
                LDI R0, INPUT
                BRzp SKIP
                NOT R0, R0
                ADD R0, R0, #1

                SKIP  ADD R1, R0, #0
                   AND R2, R2, #0
                LOOP  ADD R2, R2, R0
                   ADD R1, R1, #-1
                   BRp LOOP

                STI R2, OUTPUT
                HALT
                INPUT .FILL x4000
                OUTPUT .FILL x4001
                .END
```

What does the program do? Answer in 10 words or fewer.

Squares the value at x4000 and stores it in x4001

Part b. (8 points): The program below operates on two linked lists. The address of the first node of the first list is stored at location x4000. The address of the first node of the second list is stored at location x4001. The first word of each node contains a pointer to (i.e., the address of) the next node.

```
                .ORIG x3000
                LD R0, LIST1
                LOOP  LDR R1, R0, #0
                   BRz NEXT
                   LDR R0, R0, #0
                   BRnzp LOOP
                NEXT  LDI R1, LIST2
                   STR R1, R0, #0
                   HALT
                LIST1 .FILL x4000
                LIST2 .FILL x4001
                .END
```

What does the program do? Answer in 10 words or fewer.

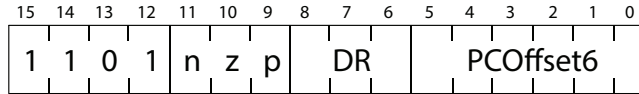
Concatenates list 2 to list 1

Name: _____

Problem 3. (10 points):

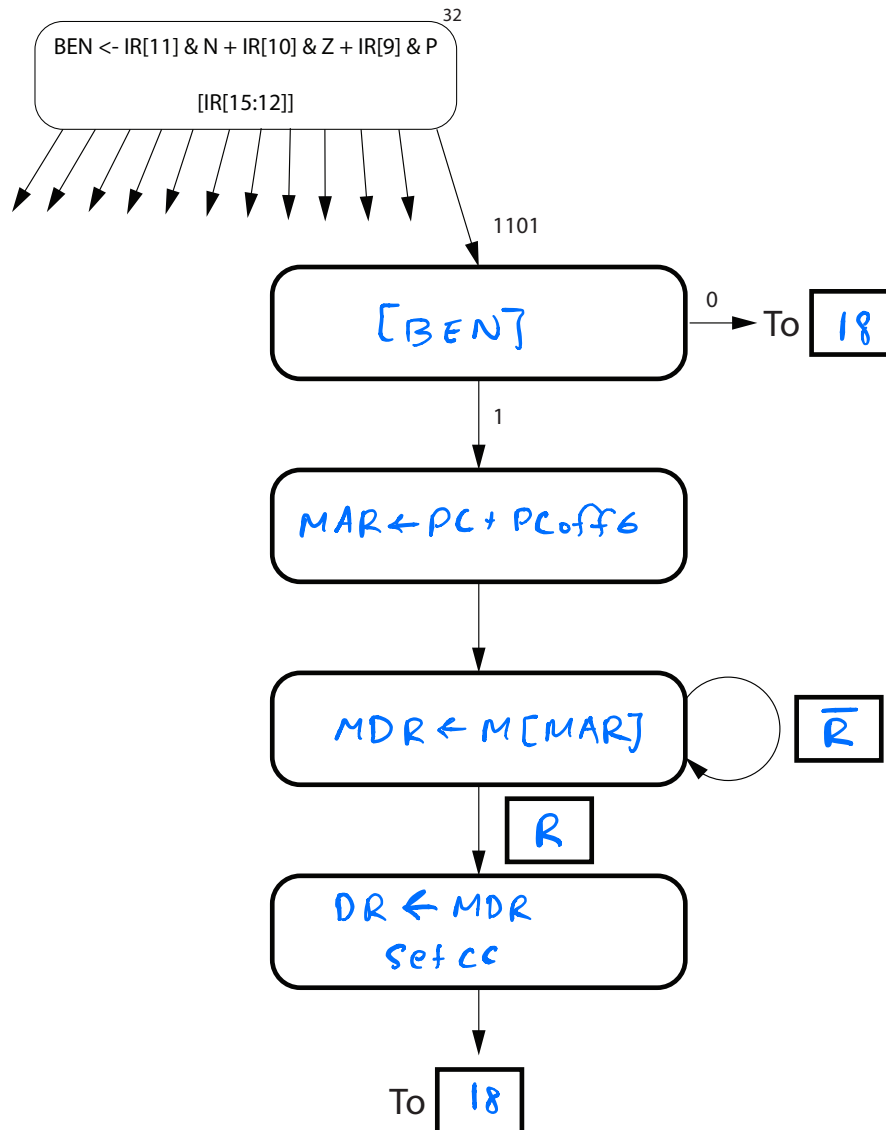
On exam 1, we introduced a conditional load instruction (LDC) which is similar to the conditional branch instruction. In both cases, the condition codes specified in bits [11:9] are tested. If none of the condition codes tested are set, the instruction acts as a no-op. In the case of LDC, if any of the condition codes tested are set, the PC-offset is added to the incremented PC, and the value in the resulting memory location is loaded into DR. **Condition codes are set based on the value loaded into DR. Note that this instruction does not produce Access Control Violations (ACVs).**

LDC uses the unused opcode and has the following format:



To implement LDC, we need to add four states to the LC-3 state machine, as shown below.

Your job: Fill in the missing information, showing clearly what each state does.



Name: _____

Problem 4. (15 points):

Consider the following program written in LC-3 assembly language by an Aggie who thinks they're clever.

```
                .ORIG x3000
VALUE          .FILL xEFFF
                LEA R0, ARRAY
                LD R1, N
                ADD R0, R0, R1
                LD R2, VALUE
LOOP          STR R2, R0, #0
                ADD R0, R0, #-1
                ADD R2, R2, #2
                ADD R1, R1, #-1
                BRz p LOOP
ARRAY         .BLKW #20
N             .FILL #19
                .END
```

Note: You may assume that memory locations x3000 through xFDFF all contain x0000 before this program was loaded into the LC-3.

Part a. (4 points): Complete the symbol table generated while assembling the program.

Symbol	Address
VALUE	x3000
LOOP	x3005
ARRAY	x300A
N	x301E

PROBLEM CONTINUES ON NEXT PAGE

Part b. (4 points): Before the program is run, the registers contain the following values.

R0	x1D24
R1	x3C32
R2	x3C5C
R3	x4D5D
R4	xD296
R5	x7BBB
R6	x18C2
R7	x4B4F

Recall that a breakpoint can be placed at a memory location to pause execution of the program when the PC hits that memory location (i.e. the instruction at that location will not have executed yet). We set a breakpoint at x3002 and then run the program.

Your job: Fill in the contents of the registers when the breakpoint at x3002 is hit. Only fill in the registers that change.

R0	x300A
R1	
R2	
R3	
R4	
R5	
R6	
R7	x3000

Part c. (7 points): The breakpoint at x3002 is removed, a breakpoint is placed at x3100, and the program is restarted. Does the breakpoint at x3100 get hit? Explain why or why not in 25 words or fewer.

No, because the program writes xF025 at x300A, which gets executed after the loop is done.

Name: _____

Problem 5. (20 points):

A palindrome is a word, phrase, or sequence that reads the same, backward and forward. Some examples are *madam*, *mom*, and *racecar*.

We wrote a program (see next page) in LC-3 assembly language that determines whether a single word is a palindrome. Some of the instructions are missing.

Specifically, the program inputs a word from the user, one typed character at a time, followed by the ENTER key, then determines if that word is a palindrome. If the word is a palindrome, a 1 is stored in the location labeled OUTPUT. If not, a 0 is stored in OUTPUT. Note that the ASCII code for ENTER is #10.

The program uses a stack and a queue, using subroutines PUSH, POP, INSERT, and REMOVE. R6 is the stack pointer; R3 and R4 point to the front and rear of the queue. After PUSH is executed, the value in R0 will be pushed on to the stack. After POP is executed, R0 will contain the value popped from the stack. After INSERT is executed, the value in R0 will be inserted at the rear of the queue. After REMOVE is executed, R0 will contain the value removed from the front of the queue. For all subroutines, if the subroutine executes successfully, then R5 will contain 0. If not, R5 will contain 1.

Assume the stack and queue are initially empty, and that both have enough space allocated to fit the input string without overflowing.

Your Job: Fill in the missing instructions.


```

.ORIG x3000
LD R6, SP
LD R3, QUEUE
ADD R4, R3, #0

LD R1, NENTER
AGAIN TRAP x23
      ADD R2, R0, R1
      BRz PHASE2
      JSR PUSH
      JSR INSERT
      BRnzp AGAIN

PHASE2 JSR POP
        ADD R5, R5, #0
        BRnp A
        ADD R1, R0, #0
        JSR REMOVE
          NOT R1, R1
          ADD R1, R1, #1
          ADD R2, R0, R1
        BRz PHASE2
        AND R0, R0, #0
        BRnzp DONE
A      AND R0, R0, #0
        ADD R0, R0, #1
DONE  ST R0, OUTPUT
        HALT

NENTER .FILL #-10
SP     .FILL xFE00
QUEUE .FILL x8000
OUTPUT .BLKW #1
        .END

```

could be R5 or R7

} could also negate R1

could be any register

Name: _____

Problem 6. (25 points):

A program is executed in the LC-3. The following table shows the contents of the MAR and MDR for the first ten memory accesses made during the execution of the program. Note that several entries in the table have been left blank.

Your Job: Fill in the missing entries.

MAR	MDR
x4800	xA610
x4811	x480C
x480C	x4A1E
x4801	x40C0
x4A1E	x1DBF
x4A1F	x7180
x7FFF	x5004
x4A20	xC1C0
x4802	x7E04
x5008	x4802